

## Constraints to Sustainable Tourism Development in Bojonegoro Regency

Suci Megawati<sup>1</sup>, Noer Falaq Al Amin<sup>1</sup>, Melda Fadiyah Hidayat<sup>1</sup>, Hety Mashita<sup>2</sup>

<sup>1</sup>Department of Public Administration, Faculty of Social Science and Law, Universitas Negeri Surabaya, Surabaya, Indonesia

<sup>2</sup>Department of Science Education, Faculty of Mathematics and Natural Sciences, Universitas Negeri Surabaya, Surabaya, Indonesia

Corresponding Author: Suci Megawati

Email: [sucimegawati@unesa.ac.id](mailto:sucimegawati@unesa.ac.id)



### Article Info

#### Article history:

Received 21 October 2023  
Received in revised form 9  
November 2023  
Accepted 26 November 2023

#### Keywords:

Constraints  
Development  
Sustainable Tourism  
SDGs

### Abstract

The development of sustainable tourism must provide economic, social, and cultural benefits to the communities around the destination. In developing countries, tourism development is still an obstacle that does not follow the principles of sustainable tourism development. This research aims to examine the constraints of sustainable tourism development in Bojonegoro Regency. This research used a mixed method approach with participants using the purposive sampling method and respondents using the slovin method conducted at the Tourism Office and eight Tourism Villages in Bojonegoro Regency. Data collection techniques using Desk Study, Observation, Survey, FGD and Indepth Interview. Data analysis techniques using descriptive statistics and grounded theory analysis. The results showed the constraints of sustainable tourism development in Bojonegoro Regency in terms of; (1). Ecological aspects show the highest average answer neutral/middle results in this case neither good nor bad at 48.87%; (2). Aspects of macroeconomic sustainability showed the highest average answer was good at 69.47%; (3). The social and cultural sustainability aspect shows the highest average answer is good by 65.80%; (4). The political aspect shows the highest average answer was good by 60.44%; (5). The defense and security aspect showed the highest average answer was good by 60.33%. It is recommended to improve ecological sustainability by providing guarantees in maintaining the integrity of the environmental order, sustainability in utilizing existing resources and environmental management that prioritizes the balance of the surrounding ecosystem.

## Introduction

The World Tourism Organization (WTO) proposed the concept of sustainable tourism development in 1993 (Halibas et al., 2017). Collaborative sustainable development gradually occupies a dominant position in the tourism industry (Castellani & Sala, 2010). Good tourism development must provide economic, social, and cultural benefits to the communities around the destination (Jefri Naldi, 2019). These benefits include entrepreneurship, job creation, and improved quality of life for residents (Russell, 2021). Sustainable tourism development continues to be enriched, from an initial focus on environmental issues, to a focus on overall balanced community, environmental, and economic development (Torres-Delgado & López Palomeque, 2012), but tourism in developing countries does not always follow the principles of sustainable tourism development. Tourism constraints faced in developing countries, namely (1) the low quality of tourism services; (2) the low amount and value of investment; (3) inadequate tourism infrastructure and facilities; (4) environmental and security issues of a country; (5) the participation of business actors is still less than optimal; (6) the budget for

promotional activities provided is inadequate; (7) the role of the community is still lacking; (8) weak coordination among stakeholders; (9) competition among tourism destination countries, both regional and international levels (Warman & Andri, 2014).

Bojonegoro Regency has exotic nature in one of the international and domestic tourist destination areas. The tourism objects include Kedung Peti Waterfall, Pacal Reservoir, Sario Tourism Park, Belimbing Agrotourism, Tono Hill, Negeri di Atas Angin Tourism Object, and many more (Agung, 2023). These objects illustrate tourism in Bojonegoro Regency which contributes to increasing the Regional Original Revenue (PAD) of East Java Province, where tourist visits contribute to economic growth in Bojonegoro Regency. However, the percentage of poor people in Bojonegoro Regency in 2022 was 11.67% or 153,400 people from the total population of Bojonegoro Regency (Badan Pusat Statistik Kabupaten Bojonegoro, 2023). This means that the impact generated by the multiplayer effect economy has not significantly touched the community. Based on the 2020-2024 RPJMN, Kemenparekraf RI prioritizes the tourist village program. The tourism village program provides recognition of tourism village categories into four, namely tourist villages, developing tourist villages, developed tourist villages, and independent tourist villages. Kemenparekraf RI also targets that by 2024 as many as 244 tourist villages will be certified as independent tourist villages. A total of 9 villages out of 32 tourist villages in Bojonegoro Regency, eight villages are categorized as pilot tourist villages, one village is categorized as a developing tourist village, and there are no villages categorized as developed tourist villages and independent tourist villages (Kemenparekraf RI, 2023). Based on this data, Bojonegoro Regency is still very lacking and needs hard and smart efforts to increase the achievement of its tourist villages. Therefore, the purpose of this research is to map and analyze tourism potential and grand tourism development strategies in sustainable tourism development in Bojonegoro Regency.

## Methods

This research method uses mixed methods. This method will use an approach from a combined quantitative and qualitative form (Creswell & Creswell, 2018). This research was conducted at the Tourism Office and eight Tourism Villages in Bojonegoro Regency. The participants of this study used purposive sampling method and the respondents were selected using the slovin method obtained from five elements of the subject or tourism stakeholders, including academics, business, community, government, and media. Data were collected using desk study, observation, indepth interview, FGD and survey techniques. Data analysis techniques used descriptive statistics (Siregar, 2020) and grounded theory analysis with a series of processes, namely open coding, axial coding, and selective coding. There is also a validity test through four stages, namely credibility, transferability, dependability, and confirmability.

## Results and Discussion

Bojonegoro Regency has many tourist attractions. Based on respondent data, these objects are TPG Pilanggede, Growgoland, Grogol Cave, Puthuk Kreweng, Banyukuning, Gunung Watu, Kopen Hill, Krondonan Waterfall, Ngringinrejo Starfruit Agrotourism, Angling Dharma Petilasan, Mojo Belumbing Agrotourism, Bendo Reservoir, Salak Wedi Agrotourism, Mojodeso Tourism Village, Batokan Wood Craft tour, Tumo Village, Pottery Education tour, Kracakan tour, Durian Garden tour, Pejambon Education tour, Bukit Cinta, Negeri Atas Angin, Mbah Gotong tour, Kayangan Api tour, and Bondowoso Bandung Water tour.

Through this data, we can also find out the number of tourists from 2017-2022. The data on the number of tourists can be seen in Figure 1.

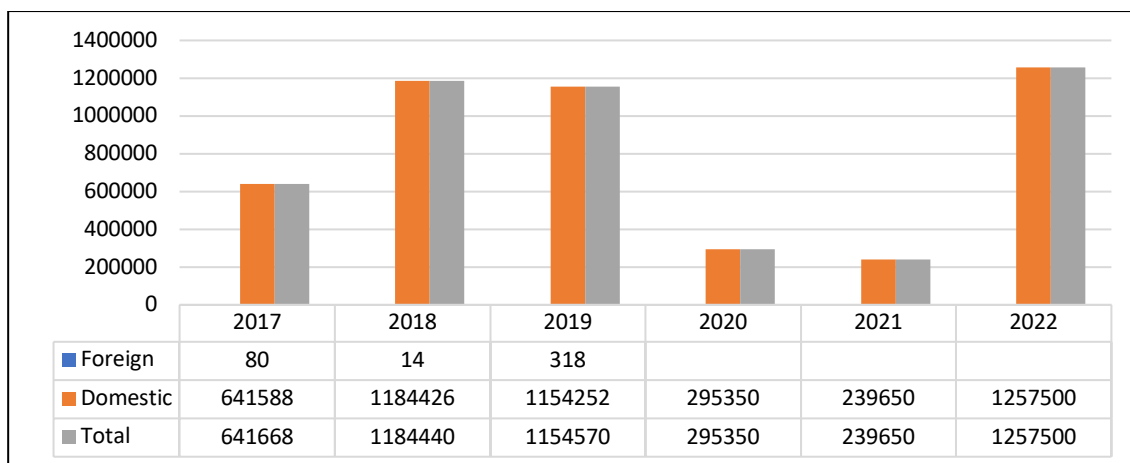


Figure 1. Number of Tourists in 2017-2022

Source: (Badan Pusat Statistik Kabupaten Bojonegoro, 2023)

Based on Figure 1, there has been a decrease in the number of domestic and foreign tourists caused by the impact of the Covid-19 pandemic. Through LkJIP 2023 there are programs that support the number of tourist visits, namely the district or city museum management program, the program to increase the attractiveness of tourism destinations, the tourism resource development program and the creative economy, and the cultural development program. In the development of tourism in Bojonegoro Regency, there are obstacles that occur, namely limited resources and infrastructure, the existence of mutual responsibility in tourism management, low information related to tourist attractions, and some tourism that has not been integrated with local identity. This is in accordance with the results of interviews with the government, community, business, and media and the results of the performance report of the Bojonegoro Regency Culture and Tourism Office in 2022.

The results of interviews with the government stated that roads, transportation, accommodation, and other resources and infrastructure still have limitations in budget and investment for tourism development. The community in the interview also stated that resources, such as funds, technology, and access to information still have weaknesses. According to the results of interviews with business parties stated that the existence of tourism developers should be a source of tourism levy funds so that tourism will be managed. The obstacle of shifting responsibility occurs because of the difference in statements between the government and the community. According to the results of interviews with the government, it is stated that the community is less aware of tourism development, while according to the community, the government has not supported the development of tourist attractions to be more sustainable.

The lack of information related to tourism sites is due to marketing and lack of publication. This can be seen on the websites of the Bojonegoro Regency government and the Bojonegoro Regency Culture and Tourism Office, in which only two Kayangan Api and Negri Di Atas Angin tours are visible with detailed tourist information, while other tours are not yet visible. Some tourism that has not been integrated with local identity is an obstacle because local identity has not been grounded when brought to the field. According to the results of interviews with the media, the development of tourism is not accompanied by a good local identity, where the tourism identity is still not thick and does not connect in the theme presented in the realm of local tourism. This is exacerbated by the connectivity of the cooperating parties who pay less attention to each other so that these obstacles can occur. Based on these results, the

constraints will also be reviewed based on several aspects of sustainability that ensure tourism development in Bojonegoro Regency.

Ecological sustainability is a prerequisite for development and sustainability of life that ensures the sustainability of the earth's ecosystems. Things that must be pursued to ensure this sustainability, namely maintaining the integrity of the environmental order through carrying capacity, assimilative power, and sustainability of the use of recovered resources; maintaining biodiversity; and the existence of environmentally sound development management. These sustainability efforts have been obtained through a survey that can be seen in Figure 2.

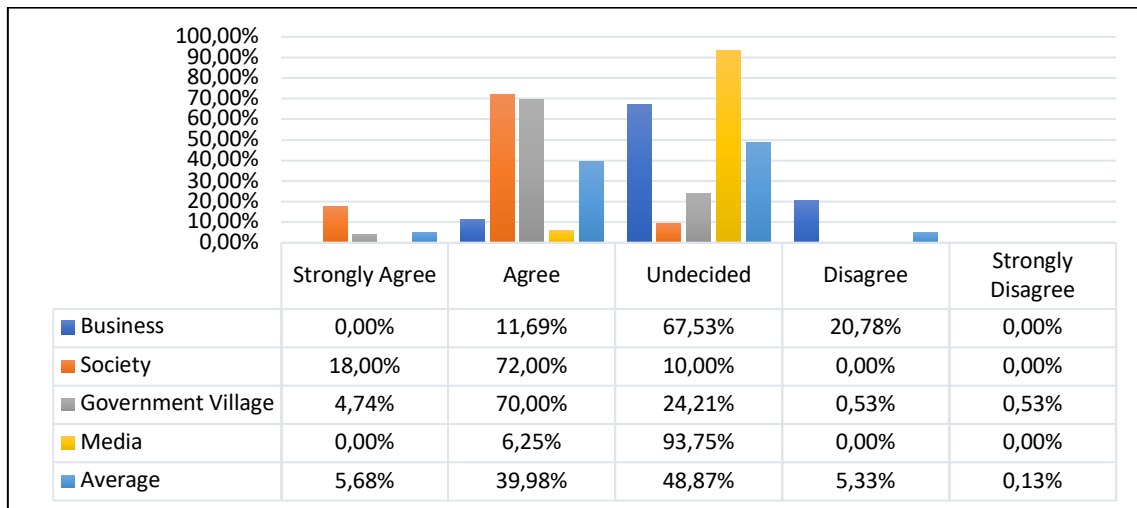


Figure 2. Percentage Result Ecological Sustainability Aspect

Based on Figure 2, it shows that ecological sustainability in Bojonegoro tourism sites is still not optimal. This is evidenced by most respondents answering doubtfully with an average of 48.87%, with a business component of 67.53%, community 10%, village government 24.21%, media 93.75%. Then followed by answers agreeing from respondents as much as 39.98% with 11.69% business components, 72% community, 70% village government, 6.25% media. This can be caused by the fact that the community does not feel there is a guarantee in maintaining the integrity of the environmental order, sustainability in utilizing existing resources and environmental management that prioritizes the balance of the surrounding environmental ecosystem.

Macroeconomic sustainability will ensure sustained economic progress and promote economic efficiency through structural and national reforms. The three main elements for macroeconomic sustainability are economic efficiency, sustained economic prosperity, and improved equity and distribution of wealth. This can be achieved through macroeconomic policies that include fiscal reforms, increased public sector efficiency, domestic savings mobilization, exchange rate management, institutional reforms, appropriate market forces, social measures for human resource development, and improved income and asset distribution. Based on the results of the economic sustainability survey, the percentage results can be seen in Figure 3.

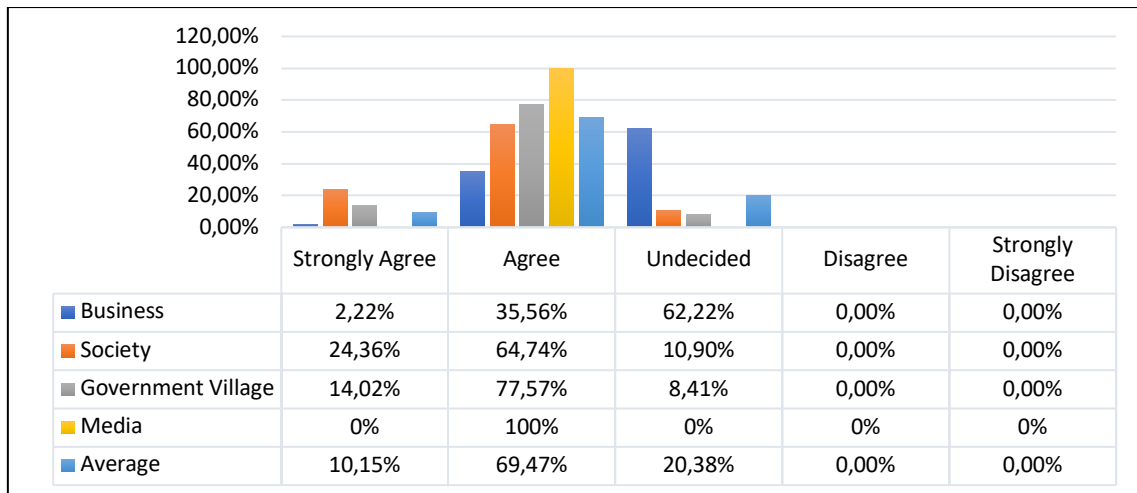


Figure 3. Percentage Result of Economic Sustainability Aspect

Based on Figure 3, the economic sustainability aspect has a positive aspect with the average respondent answering agree at 69.47%. Followed by 20.38% answering doubtfully. An interesting thing happened to the answers from business stakeholders. Stakeholders who are the motor of economic sustainability, where the answer was 62.22% of respondents answered doubtfully in the aspect of economic sustainability. This indicates that development that is closely related to macroeconomics, both economic efficiency, sustainable economic prosperity, and increased equity and distribution of prosperity, has not been guaranteed.

Social and cultural sustainability has four goals to improve the quality of life of all humans, namely a strong political commitment, meeting basic human needs, maintaining cultural diversity, and encouraging local community participation in decision making. Based on this, socio-cultural sustainability gets percentage results which can be seen in Figure 5. Based on Figure 4, it shows that tourism destinations are not good at ensuring aspects of socio-cultural sustainability.

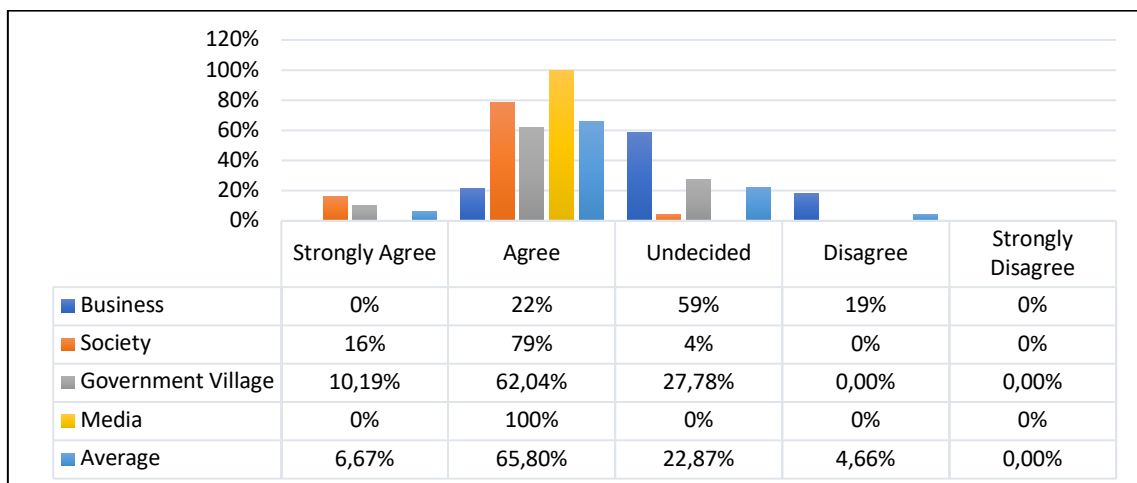


Figure 4. Results Percentage of Social and Cultural Sustainability Aspects

Based on Figure 4, the social and cultural sustainability aspect has a positive aspect with an average answer of 65.80% agreeing. Followed by 22.87% answering doubtfully. This indicates that improving the quality of life which is closely related to political commitment, fulfilling basic human needs, maintaining cultural diversity and encouraging community participation is not guaranteed. Political sustainability is directed at respect for human rights, individual and social freedom to participate in the economic, social and political fields, democracy that is

implemented needs to pay attention to transparent and responsible democratic processes, certainty of food, water and housing availability. The percentage results of political sustainability, namely 60.44% of dominant respondents answered in the affirmative, 76.92% of community stakeholders, 73.81% of village governments, and 68.18% of the media. The results of the percentage of political sustainability aspects can be seen in Figure 5.

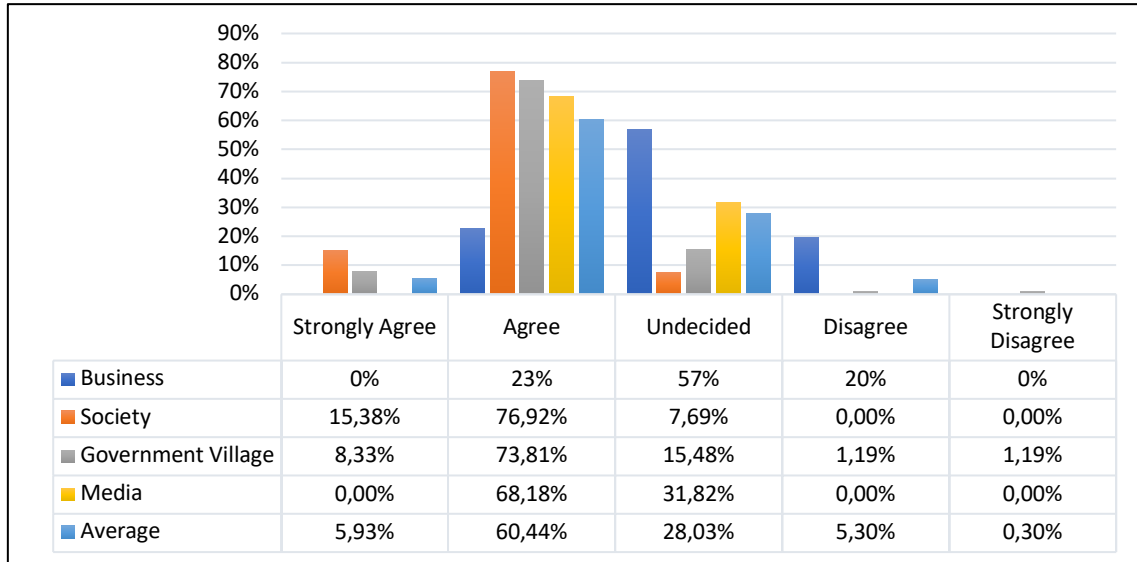


Figure 5. Percentage Result of Political Sustainability Aspect

Based on Figure 5, the political sustainability aspect has a positive aspect with an average answer of 60.44% agreeing. Followed by 28.03% answering doubtfully. This indicates that freedom to participate in the economic, social and political fields, democracy runs transparently and responsibly, the availability of food, water and community housing is not guaranteed. The sustainability of defense and security will guarantee against threats and disturbances that can harm. As for the percentage results of defense and security sustainability, most of the respondents 60.33% answered agree and 76% of business stakeholder respondents answered doubtfully. This shows that the sustainability of defense and security is still not optimal in the aspect of business stakeholders. The complete percentage results of the defense and security sustainability aspect can be seen in Figure 6.

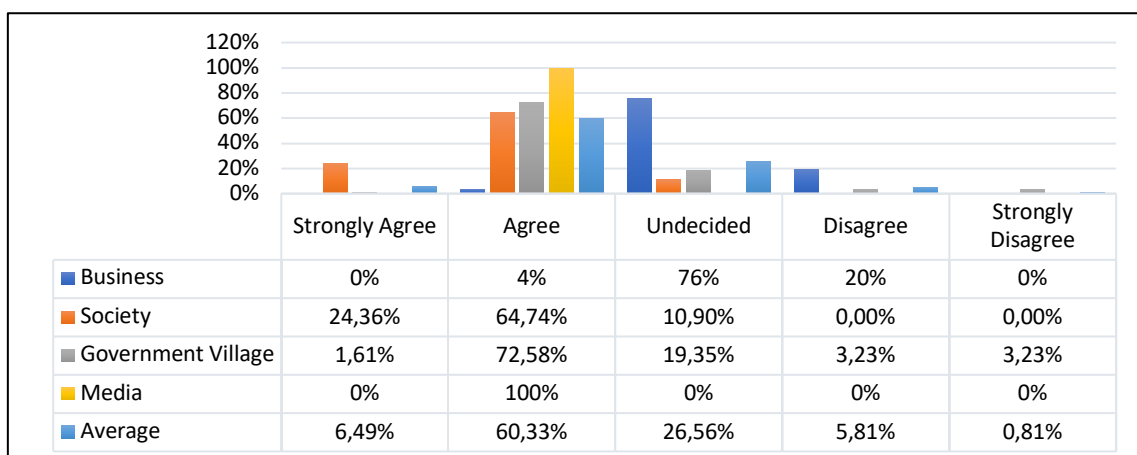


Figure 6. Results Percentage of Defense and Security Sustainability Aspects

According to the results of the performance report of the Bojonegoro Regency Culture and Tourism Office in 2022, strategies have been prepared that can be taken in dealing with these obstacles. The strategy will increase the achievement of existing performance targets. The strategy, namely by strengthening coordination and synergy with cross-sectors and OPD in the context of improving tourism infrastructure, accelerating IT-based tourism promotion and digital marketing in all sectors, forming and fostering Tourism Awareness Groups (Pokdarwis) around tourist objects and fostering Pokdarwis, conducting human resource development in the context of forming professional human resources in the field of culture and tourism in efforts to develop culture and tourism, holding local government events and activities at tourist sites owned by the local government, establishing good working relationships with tourism and cultural stakeholders.

## Conclusion

Based on the results of research on the constraints of sustainable tourism development in Bojonegoro Regency in terms of; (1). Ecological aspects show the highest average answer neutral / middle results in this case neither good nor bad by 48.87%; (2). Aspects of macroeconomic sustainability showed the highest average answer was good at 69.47%; (3). The social and cultural sustainability aspect shows the highest average answer is good by 65.80%; (4). The political aspect shows the highest average answer was good by 60.44%; (5). The defense and security aspect showed the highest average answer was good by 60.33%. It is recommended to improve ecological sustainability by providing guarantees in maintaining the integrity of the environmental order, sustainability in utilizing existing resources and environmental management that prioritizes the balance of the surrounding environmental ecosystem. Further research related to the analysis of internal strategic issues and external strategic issues in Sustainable Tourism development.

## Acknowledgments

We would like to thank the Institute for Research and Community Service of Universitas Negeri Surabaya (UNESA) for supporting this research in the non APBN competitive basic research scheme in 2023.

## ORCID

Suci Megawati  <https://orcid.org/0000-0002-1798-6879>

## References

- Agung, P. (2023). *36 Tempat Wisata di Bojonegoro Terbaru & Terhits, Wajib Dikunjungi Saat Liburan*.
- Badan Pusat Statistik Kabupaten Bojonegoro. (2023). *Kabupaten Bojonegoro dalam angka 2022*.
- Castellani, V., & Sala, S. (2010). Sustainable performance index for tourism policy development. *Tourism Management*, 31(6). <https://doi.org/10.1016/j.tourman.2009.10.001>
- Creswell, W. J., & Creswell, J. D. (2018). Research Design: Qualitative, Quantitative and Mixed Methods Approaches. In *Journal of Chemical Information and Modeling* (Vol. 53, Issue 9).
- Halibas, A. S., Sibayan, R. O., & Maata, R. L. R. (2017). The penta helix model of innovation in Oman: An hei perspective. *Interdisciplinary Journal of Information, Knowledge, and Management*, 12, 159–172.

- Jefri Naldi, S. F. (2019). Implementation Of The Pentahelix Approach Model Against Development Sustainable Tourism In Bukittinggi City Towards A National Leading Tourism Destination. *International Journal of Tourism, Heritage and Recreation Sport*, 1(2). <https://doi.org/10.24036/ijthrs.v1i2.25>
- Kemenparekraf RI. (2023). *Selamat Datang Jadesta sebagai wadah komunitas bagi Desa Wisata seluruh Indonesia*. <https://jadesta.kemenparekraf.go.id/>
- Russell, C. D. (2021). Addressing leakages between the tourism hotel sector and other sectors in the Bahamas. *Dissertation Abstracts International Section A: Humanities and Social Sciences*, 82(5-A).
- Siregar, S. (2020). Statistik Parametrik untuk Penelitian Kuantitatif: Dilengkapi dengan Perbandingan Perhitungan Manual &SPSS. In *PT Bumi Aksara*.
- Torres-Delgado, A., & López Palomeque, F. (2012). The growth and spread of the concept of sustainable tourism: The contribution of institutional initiatives to tourism policy. *Tourism Management Perspectives*, 4. <https://doi.org/10.1016/j.tmp.2012.05.001>
- Warman, & Andri, M. (2014). Kepariwisata dan Perjalanan Edisi Revisi. *RajaGrafindo Persada*.